

قال رسول الله (ص) فضل العلم خير من فضل العباداة. اطلب العلم من المهد الى الحد . اطلب العلم حتى وان كان في الصين

## What is a Visual Basic?

Visual Basic is a high level programming language evolved from earlier DOS version called BASIC (Beginners All purpose Symbolic Instruction Code). It is a fairly easy programming language to learn. The code is look like a bit like English Language. Different software companies produced different version of Basic such as GW-BASIC, Q-BASIC and IBM-BASIC.

## Visual Basic Properties

- Visual and events driven programming language.
- Graphical environment.
- Have many sub programs each has it is own program codes.
- Each sub program can be executed indepently.

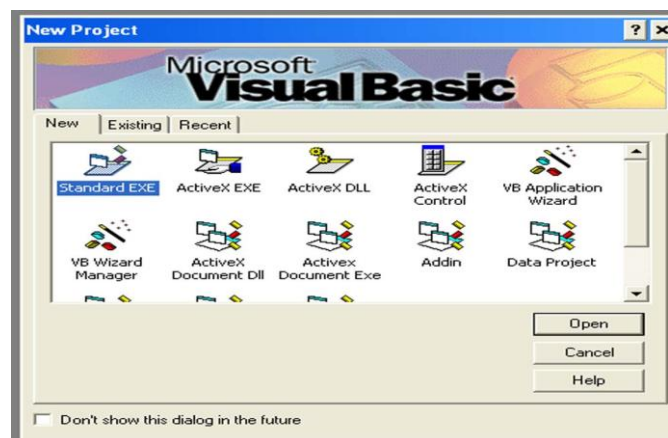
## The Visual Basic Windows

VB has many windows:

### 1- New Project Window

It is first window when the user opens the VB program. It is have the following options:

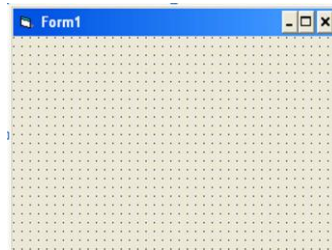
- Start new project.
- Open an existing project.
- Select a list of recently project has opened before.
- The user can create various types of applications like standard EXE, data project and others.



## 2- Blank Form Window

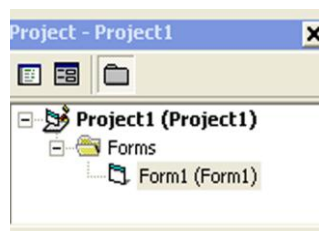
The user can design his applications interface, by default when the user open new project, VB will append new blank form. VB cans add another form.

Project → Add Form



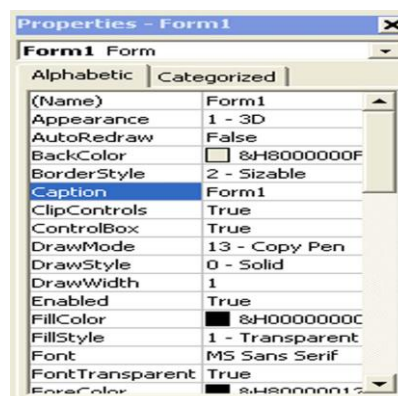
## 3- Project Window

It displays the files that are created in the application; this window has three icons, one to display the code of the application, the second to display the form of the application, the last icon separates the application in folder. The user can show the window if it is hide by select View → Project Explorer



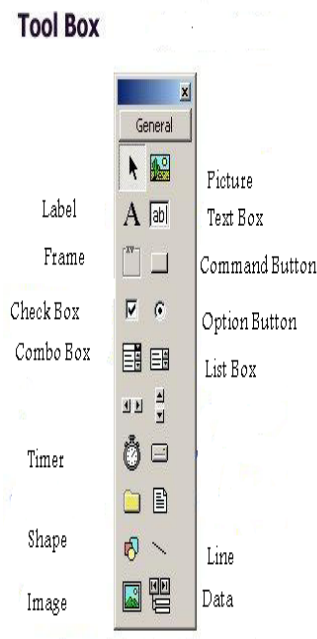
## 4- Properties Window

It displays the properties of various objects that exist in the form. The property of each object can be displayed by click on it. The user can show the window if it is hide by select View → Properties Window



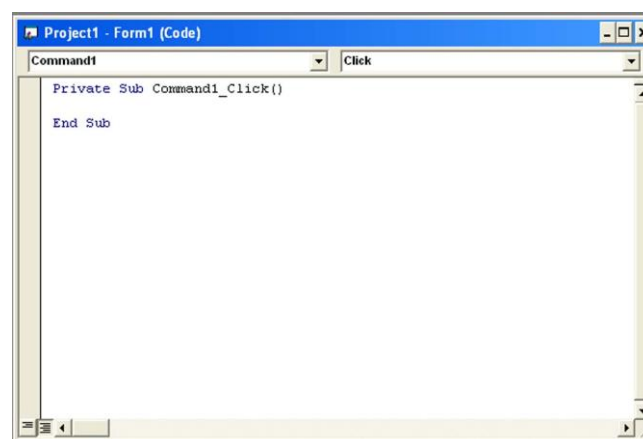
### 5- Tool Box Window

It displays all objects essential to build and develop the VB project. The user can show the window if it is hide by select View → Toolbox



### 6- Code Window

From this window, we can write the instructions, you can have many sub programs in your programs (private or Public).



**Note** we can display any windows from the menu bar  
View → any window you want.